SCHEDA TECNICA



mes connettori
componenti per il cablaggio

M 11027-003-1200

© COPYRIGHT 2021 BY - ALL RIGHTS RESERVED.

REVISIONS

P	LTR	DESCRIPTION	DATE	DWN	APVD
	A	REVISED PER E.O. P16210	19NOV1999	-	RDR
	B	REVISED PER E.O. P17113	24JAN2001	-	RDR
	C	REVISED PER E.O. P17413	17OCT2001	-	RDR
	C1	REVISED PER PCN E-21-001566	11FEB2021	MK	IG

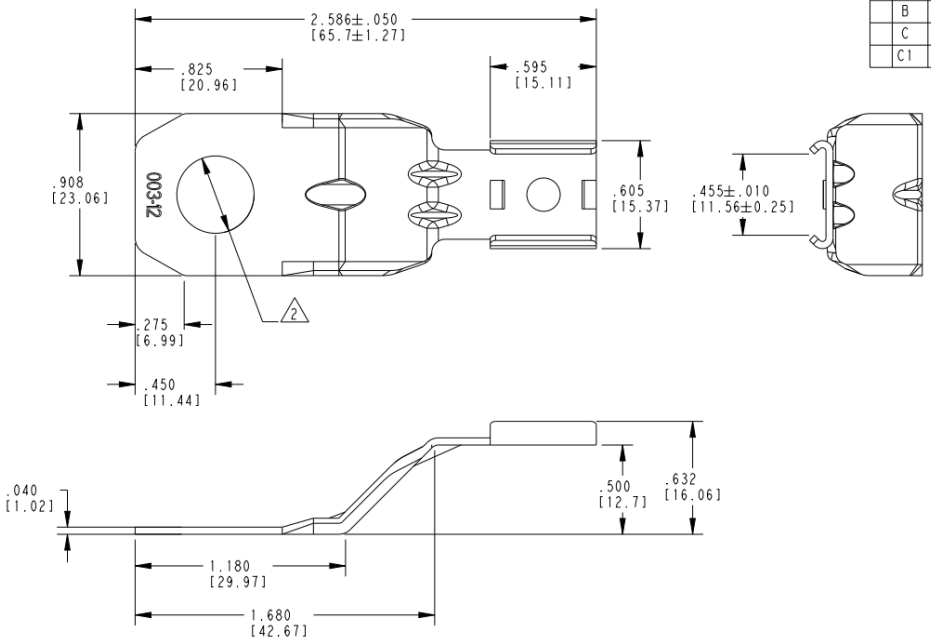

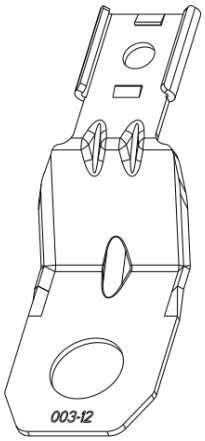

3D VIEW

2 PART INFORMATION.

PART NUMBER	MATERIAL	HOLE DIAMETER
1027-003-1200	STAINLESS STEEL	11MM [.433 IN]
1027-004-1200	STEEL-ZINC PLATE	13MM [.512 IN]
1027-005-1200	STAINLESS STEEL	13MM [.512 IN]

1 ALL PART NUMBERS ARE IN ACCORDANCE WITH RoHS STANDARDS.

NOTES:

THIS DRAWING IS A CONTROLLED DOCUMENT.

DIMENSIONS: INCH [mm]

TOLERANCES UNLESS OTHERWISE SPECIFIED:
0 PLC ±-
1 PLC ±-
2 PLC ±-
3 PLC ±.025 [0.63]
4 PLC ±-
ANGLES ±0°30'0"

MATERIAL 2

FINISH 1

DWN S. THEIS 09NOV1999
CHK T. YOHANNES 28AUG2001
APVD R. REED 17SEP2001
PRODUCT SPEC -
APPLICATION SPEC 114-151009
WEIGHT 10.2 g
CUSTOMER DRAWING

TE Connectivity

NAME METAL CLIP/MOUNTING BRACKET DT/DTM/DTP/DTHD

SIZE	CAGE CODE	DRAWING NO	RESTRICTED TO
A3	00779	C-1027-003-005-1200	-

SCALE 2:1 SHEET 1 OF 1 REV C1