SCHEDA TECNICA



mes connettori
componenti per il cablaggio

M 22126

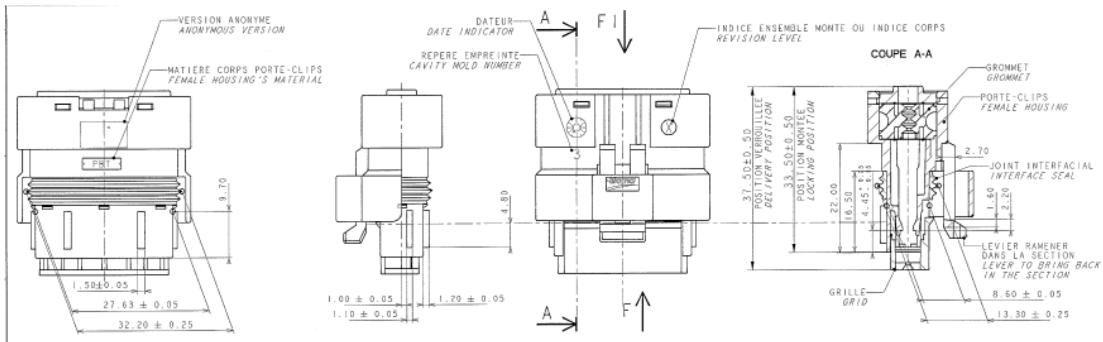

CONTACT TERMINAL	TYPE TYPE	GAMME RANGE	REVETEMENT PLATING	MATIERE MATERIAL
211 CC 3 S 2 160	2.8x0.8	2	Sn Pb	Cu Fe
211 CC 3 S 2160	2.8x0.8	1	Sn Pb	Cu Fe
211 CC 2 S 2160	1.5x0.8	2	Sn Pb	Cu Fe
211 CC 2 S 1160	1.5x0.8	1	Sn Pb	Cu Fe
211 CC 3 S 3120	2.8x0.8	3	Sn Pb	Cu Mgl
211 CC 3 S 2120	2.8x0.8	2	Sn Pb	Cu Mgl
211 CC 3 S 1120	2.8x0.8	1	Sn Pb	Cu Mgl
211 CC 2 S 2120	1.5x0.8	2	Sn Pb	Cu Mgl
211 CC 2 S 1230	1.5x0.8	1	Au	Cu Mgl
211 CC 2 S 1120	1.5x0.8	1	Sn Pb	Cu Mgl

NOTA NOTE	SPECIFICATIONS
1	CONNECTEUR DOIT ETRE CONFORME AU CDC: FEMALE CONNECTOR ACCORDING TO PSA SPECIFICATION: 96 238 404 99
2	CONNECTEUR SUIVANT: FEMALE CONNECTOR ACCORDING TO: -CLASSE DE TEMPERATURE T3 SELON B217050 REV A -TEMPERATURE CLASS T3 ACCORDING TO B217050 REV A -CLASSE DE VIBRATION MOTEUR SELON B217050 REV A -ENGINE VIBRATOR CLASS ACCORDING TO B217050 REV A -CLASSE ETANCHEITE 2 SELON B217050 REV A -SEALING CLASS 2 ACCORDING TO B217050 REV A
3	PRECONISATION D'UTILISATION: USER'S MANUAL: PU 001
4	ALVEOLE SUIVANT: CAVITY ACCORDING TO STE: 96 288 230 99
5	CONNECTEUR ET POSITION ALVEOLE CONFORMES AU PLAN D'INTERFACE: FEMALE CONNECTOR AND CAVITY'S POSITION ACCORDING TO INTERFACE DRAWING: 211FT0289 ET/AND STE 96 339 622 99
6	CONDUCTEUR SUIVANT / WIRE ACCORDING TO: STE :96 418 794 99
7	CONDITIONNEMENT SUIVANT NORME: PACKAGING ACCORDING TO STANDARD: ET3 03 150G
8	DIAMETRE DE L'ISOLANT DES FILS / WIRE INSULATION DIAMETER Ø1.5 MINI=1.40 MAXI=2.80 Ø2.8 MINI=1.60 MAXI=3.45 (C02)
9	MASSE DU CONNECTEUR LIVRE / DELIVERY CONNECTOR WEIGHT: 12g
10	CHARNIERE DE PLAQUETTE ARRIERE ABSENTE OU CASSEE ADMISE NO WAFER HINGE OR WAFER HINGE BROKEN ALLOWED
11	DEFAUTS D'ASPECT SUR ZONES NON FONCTIONNELLES ADMIS VISUAL DEFECTS ON NO FUNCTIONNAL AREAS ALLOWED

	DESIGNATION DESCRIPTION	REF. FCI FCI'S REFERENCE	MATIERE MATERIAL	COULEUR COLOUR
PORTE-CLIPS 6V 15 FEMALE CONNECTOR 6W 15	PORTE-CLIPS FEMALE HOUSING	211 I 4 067	PBT 0% FV PBT 0% GF	JAUNE YELLOW
		211 I 5 067		VERT GREEN
		211 I 1 067		MARRON BROWN
	GRILLE GRID	211 M T 087	PBT 15% FV PBT 15% GF	VIOLET PURPLE
	GROMMET GROMMET	211 M 110	SILICONE SILICON 30 shores	VERT GREEN
	JOINT INTERFACIAL INTERFACE SEAL	211 M 077	SILICONE SILICON 30 shores	BLEU BLUE
	BOUCHON CAP	210 A 01 5 019	PBT 0% FV PBT 0% GF	VERT GREEN
PORTE-CLIPS 6V MIXTE FEMALE CONNECTOR 6W HYBRID	PORTE-CLIPS FEMALE HOUSING	211 I 8 031	PBT 0% FV PBT 0% GF	GRIS GREY
		211 I 6 031		BLEU BLUE
		211 I 0 031		NOIR BLACK
	GRILLE GRID	211 M 4 047	PBT 15% FV PBT 15% GF	JAUNE YELLOW
	GROMMET GROMMET	211 M 110	SILICONE SILICON 30 shores	VERT GREEN
	JOINT INTERFACIAL INTERFACE SEAL	211 M 077	SILICONE SILICON 30 shores	BLEU BLUE
	BOUCHON CAP	210 A 01 5 019	PBT 0% FV PBT 0% GF	VERT GREEN

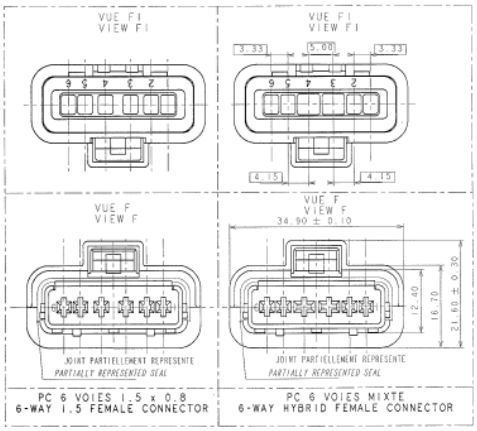

PC 6 VOIES 1.5 x 0.8
6-WAY 1.5 FEMALE CONNECTOR

PC 6 VOIES MIXTE
6-WAY HYBRID FEMALE CONNECTOR

PORTE-CLIPS 6V MIXTE
6 WAY HYBRID FEMALE CONNECTOR

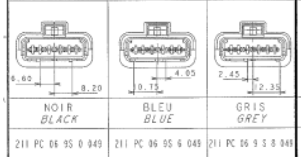

NOIR BLACK	BLEU BLUE	GRIS GREY
211 PC 06 9S 0 049	211 PC 06 9S 6 049	211 PC 06 9 S 8 049

PORTE-CLIPS 6V 15
6 WAY 15 FEMALE CONNECTOR

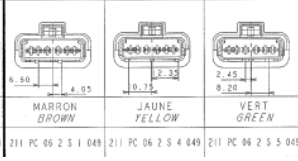

MARRON BROWN	JAUNE YELLOW	VERT GREEN	COULEUR COLOUR
211 PC 06 2 S 1 049	211 PC 06 2 S 4 049	211 PC 06 2 S 5 049	REF. FCI FCI'S REFERENCE

Archivé le 30/01/06

VUE F
VIEW F
±0.10

A 06 005	30/01/06	C02	C10	2.90 become 2.88
				TRANSLATE IN ENGLISH
			H/G3	Suppress 2 lever definition (detail D1)

JEANDET

TOLERANCES UNLESS	±0.1 ±2°
MATERIAL MATIERE	VOIR TABLEAU SEE TABLE
SURFACE TREATMENT	SEE TABLE
FCI	
6-WAY 15-0.8 or HYBRID FEMALE CONNECTOR - MINI SEALED FAMILY	
211 FT 0447	