# M 240PC023S4019

*Proseguire nella pagina successiva per visualizzare la scheda tecnica dei componenti*

| Revisione | Prodotto |
|---|---|
| REV.01<br>10/04/2026 | OEM |

| NOTA/ *NOTES* |
|---|
| CONNECTEUR DOIT ETRE CONFORME AU CDC :<br>-SPECIFICATION INTERNE I 0045<br>-STE 96 488 121 99<br>*FEMALE CONNECTOR ACCORDING TO SPECIFICATION PSA:*<br>*-SPECIFICATION INTERNE I 0045*<br>*-STE 96 488 121 99* |
| INTERFACE SUIVANT IEC 60061-1 FEUILLES 7004-110-1<br>*INTERFACE ACCORDING TO IEC 60061-1 SHEETS 7004-110-1* |
| DOSSIER DE PRECONISATION N°PU 022<br>*USER MANUAL N°PU 022* |
| CONDITIONNEMENT SUIVANT NORME E 7 303 150 G<br>*PACKAGING ACCORDING TO STANDARD E 7 303 150 G* |
| MASSE DU PRODUIT LIVRABLE : 6g<br>*DELIVERY CONNECTOR WEIGHT: 6g* |

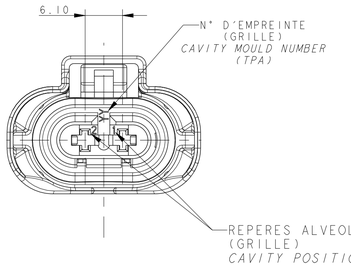


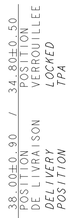


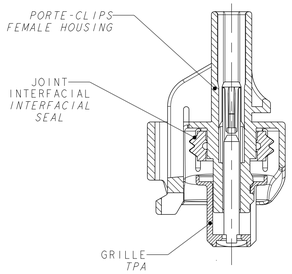


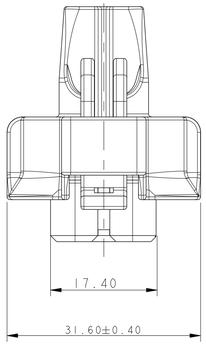


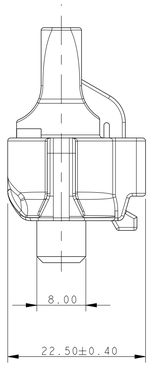


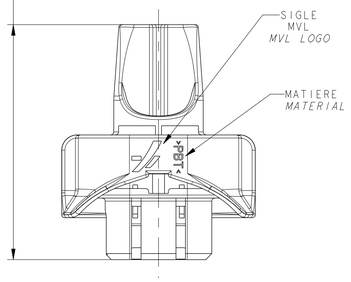


**CONTACTS DCS-1**
***FEMALE TERMINAL DCS-1***

| CLIPS DCS 1 / *CONTACTS DCS 1* | | | | |
|---|---|---|---|---|
| CLIP DCS1 2.8x0.8<br>SECTION 0.50-1.00 mm²<br>*FEMALE TERMINAL DCS-1 2.8x0.8*<br>*SECTION 0.50-1.00 mm²* | CuSn | Sn | 6 001 05 31 | 12198447 |
| CLIP DCS1 2.8x0.8<br>SECTION > 1.00-2.50 mm²<br>*FEMALE TERMINAL DCS-1 2.8x0.8*<br>*SECTION > 1.00-2.50 mm²* | CuSn | Sn | 6 001 05 41 | 12198436 |
| **JOINT UNITAIRE SUR FIL POUR DCS 1**<br>***SINGLE WIRE SEAL (SWS) DCS1*** | | | | |
| BOUCHON<br>*CAVITY PLUG* | SILICONE | BLANC/<br>*WHITE* | 211 M 0013 | 15340264 |
| JOINT UNITAIRE SUR FIL<br>Ø ISOLANT FIL 1.28-1.90<br>*SINGLE WIRE SEAL (SWS)*<br>*Ø INSULATION WIRE 1.28-1.90* | SILICONE | ROUGE/<br>*RED* | 211 M 0009 | 15327786 |
| JOINT UNITAIRE SUR FIL<br>Ø ISOLANT FIL 1.99-3.00<br>*SINGLE WIRE SEAL (SWS)*<br>*Ø INSULATION WIRE 1.99-3.00* | SILICONE | BLEU/<br>*BLUE* | 211 M 0010 | 10757056 |
| **DESIGNATION**<br>***DESCRIPTION*** | **MATIERE/**<br>***MATERIAL*** | **COULEUR/**<br>***COLOUR*** | **REFERENCE MVL/**<br>***MVL'S REFERENCE*** | **REFERENCE DELPHI/**<br>***DELPHI'S REFERENCE*** |

(C)

**CONTACTS DCS-2**
***FEMALE TERMINAL DCS-2***

| CLIPS DCS 2 / *CONTACTS DCS 2* | | | | |
|---|---|---|---|---|
| CLIP DCS2 2.8x0.8<br>SECTION 0.22-0.35 mm²<br>*FEMALE TERMINAL DCS-2 2.8x0.8*<br>*SECTION 0.22-0.35 mm²* | CuSn/CrNi | Sn | 6 001 29 11 | 10811334 |
| CLIP DCS2 2.8x0.8<br>SECTION 0.50-1.00 mm²<br>*FEMALE TERMINAL DCS-2 2.8x0.8*<br>*SECTION 0.50-1.00 mm²* | CuSn/CrNi | Sn | 6 001 29 31 | 10789065 |
| CLIP DCS2 2.8x0.8<br>SECTION 1.00-2.50 mm²<br>*FEMALE TERMINAL DCS-2 2.8x0.8*<br>*SECTION 1.00-2.50 mm²* | CuSn/CrNi | Sn | 6 001 29 41 | 10779097 |
| **JOINT UNITAIRE SUR FIL POUR DCS 2**<br>***SINGLE WIRE SEAL (SWS) DCS2*** | | | | |
| BOUCHON<br>*CAP* | SILICONE | VERT<br>*GREEN* | 6 099 40 07 | 10779160 |
| JOINT UNITAIRE SUR FIL<br>Ø ISOLANT FIL 1.20-2.00<br>*SINGLE WIRE SEAL (SWS)*<br>*Ø INSULATION WIRE 1.20-2.00* | SILICONE | BLEU<br>*BLUE* | 6 099 40 15 | 10779162 |
| JOINT UNITAIRE SUR FIL<br>Ø ISOLANT FIL 2.00-2.70<br>*SINGLE WIRE SEAL (SWS)*<br>*Ø INSULATION WIRE 2.00-2.70* | SILICONE | ROUGE<br>*RED* | 6 099 40 23 | 10779159 |
| JOINT UNITAIRE SUR FIL<br>Ø ISOLANT FIL 2.70-2.90<br>*SINGLE WIRE SEAL (SWS)*<br>*Ø INSULATION WIRE 2.70-290* | SILICONE | JAUNE<br>*YELLOW* | 6 099 40 34 | 10779161 |
| **DESIGNATION**<br>***DESCRIPTION*** | **MATIERE/**<br>***MATERIAL*** | **COULEUR/**<br>***COLOUR*** | **REFERENCE MVL/**<br>***MVL'S REFERENCE*** | **REFERENCE DELPHI/**<br>***DELPHI'S REFERENCE*** |

(C)

| | | | |
|---|---|---|---|
| *PORTE-CLIPS*<br>*FEMALE HOUSING* | PBT 0% FV<br>*PBT 0% GF* | NOIR/<br>*BLACK* | 240 1 0 013 |
| GRILLE<br>*TPA* | PBT 30% FV<br>*PBT 30% GF* | JAUNE/<br>*YELLOW* | 240 M 4 031 |
| | | GRIS/<br>*GREY* | 240 M 8 031 |
| JOINT INTERFACIAL<br>*INTERFACIAL SEAL* | SILICONE | BLEU/<br>*BLUE* | 240 M 041 |
| **DESIGNATION**<br>***DESCRIPTION*** | **MATIERE/**<br>***MATERIAL*** | **COULEUR/**<br>***COLOUR*** | **REFERENCE MVL/**<br>***MVL'S REFERENCE*** |

| ECHELLE 1:1<br>*SCALE 1:1*<br>TOLERANCES ±0.08 | 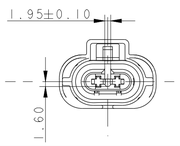 | 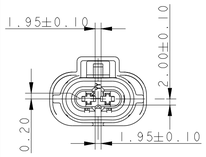 |
|---|---|---|
| COULEUR/<br>*COLOUR* | JAUNE/<br>*YELLOW* | GRIS/<br>*GREY* |
| **REFERENCE MVL**<br>***MVL'S REFERENCE*** | 240 PC 02 3S 4 019 | 240 PC 02 3S 8 019 |
| **REFERENCE DELPHI**<br>***DELPHI'S REFERENCE*** | 10810649 | 33523196 |

(C)

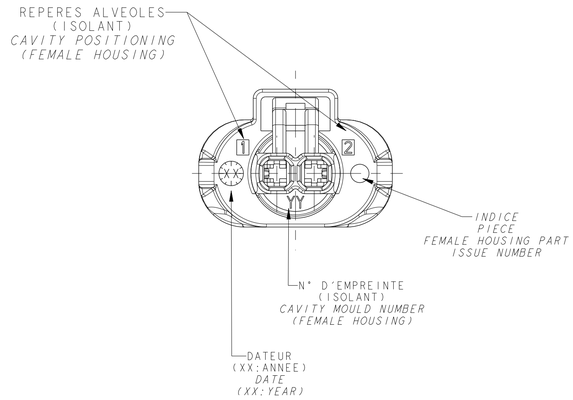


| | | |
|---|---|---|
| - | - | - |
| | - | - |
| | - | - |
| | - | - |
| | - | DELPHI P/N ADDED |
| A 04 024 | - | - |
| | - | - |
| | - | - |
| | - | UPDATE ACCORDING TO DM N° 03017 : |
| | - | 16 CAVITIES GRID MOULD + AUTO ASSY PROCESS |
| A 07 029 | - | - |
| | - | ADD TRANSLATE ENGLISH |
| | - | MODIFICATION FEMALE HOUSING |
| | - | CHANGE INTERFACIAL SEAL |
| | - | DM 05-101C |
| ECN NO. *NUMERO ECN* | POSITION *POSITION* | CHANGE DESCRIPTION *MODIFICATION* |

PRODUCT SPEC. *SPECIF. PRODUIT* - | PACKAGING SPEC. *SPECIF. EMBALLAGE* - | APPLICATION SPEC. *SPECIF. APPLICATION* -

COPYRIGHT DELPHI CORPORATION AND/OR ITS AFFILIATES. ALL RIGHTS RESERVED. REVISED
THIS DRAWING IS THE PROPERTY OF DELPHI CORPORATION AND CONTAINS DELPHI CONFIDENTIAL INFORMATION. THE REPRODUCTION, DISTRIBUTION AND UTILIZATION OF THIS DOCUMENT OR ITS RELATED CAD MATH DATA, AS WELL AS COMMUNICATION OF ANY CONTENT TO OTHERS, WITHOUT EXPRESS AUTHORIZATION, IS PROHIBITED.
CE PLAN EST LA PROPRIETE DE DELPHI CORPORATION ET CONTIENT DES INFORMATIONS DELPHI CONFIDENTIELLES. LA REPRODUCTION, LA DISTRIBUTION ET L'UTILISATION DE CE DOCUMENT OU DE SES DONNEES MATHEMATIQUES CAO, AINSI QUE LA COMMUNICATION DE TOUT CONTENU A AUTRUI, SANS AUTORISATION EXPRESSE, EST INTERDITE.

TOLERANCES *TOLERANCES* ±0.1 ±2° | MATERIAL : *MATIERE :* SEE TABLE | SURFACE FINISH *ETAT DE SURFACE* -
CONFIDENTIAL N° *CONTRE-PARTIE N°* - | COLOUR : *COULEUR :* SEE TABLE | -
DO NOT MEASURE DRAWING *NE PAS PRENDRE DE COTES* | TOOL NO. *OUTIL N°* - | ECO Loc. Code *CODE B.E.* FE

DELPHI PACKARD ELECTRICAL/ELECTRONIC ARCHITECTURE EPERNON, FRANCE

ISO PROJECTION *PROJECTION ISO* | DIMENSION IN MILLIMETERS *DIMENSIONS EN MILLIMETRES* | DWG SIZE *FORMAT* A1

| | DATE *DATE* | NAME *NOM* |
|---|---|---|
| CREATED BY *CREE PAR* | 01/12/1999 | DEUBEL |
| MODIFIED BY *MODIF. PAR* | 2014/10/08 | F.FAURIE |
| CHECKED BY *VERIF. PAR* | 2014/10/08 | S.LACOTE |
| APPROVED BY *APPR. PAR* | 2014/10/08 | Pascal MENARD |

TITLE *DESIGNATION* **2 VOIES DCS2 2.8 x 0.8**
PROJECT *PROJET* **PGJ 19 LAMP CONNECTOR**
ESK NO. *NUMERO ESK* FRA-0750 | CAT. NO. *NUMERO CAT.* 240PC023SX019
DOCUMENT UNDER PDS CONTROL *DOCUMENT GERE SOUS P.D.S.*
NO MODIFICATION ALLOWED OUTSIDE *PAS DE MODIFICATION EN DEHORS*
FILE NAME *NOM DE FICHIER* 240FT0101

DRAWING NUMBER *REF. PLAN* **240FT0101** REV. *IND.* **C**
STATE *ETAT* **SERIAL RELEASED**
PART NUMBER *REF. ARTICLE* **See Table** REV. *IND.* -
APPROVAL LEVEL *NIV. D'APPROBATION* -
SHEET *FEUILLE* 1 of 1 *SHT.* 1
SCALE *ECH.* 1:1
CAD SYSTEM pro / eng.

EUR C04 112 F29