M 3-1437290-9

SCHEDA TECNICA

THIS DRAWING IS UNPUBLISHED. RELEASED FOR PUBLICATION -.-.-
© COPYRIGHT - By - ALL RIGHTS RESERVED.

LOC	DIST
J	—

REVISIONS 改定

P	LTR	DESCRIPTION	DATE	DWN	APVD
	–	SEE SHEET 1	–	–	–

注 1. 一般公差：±0.3

4 材質 ソケットインシュレータ：熱可塑性ポリエステル樹脂
ファイナルロック：熱可塑性ポリエステル樹脂 色調 白
イニシャルロック：熱可塑性ポリエステル樹脂 色調 黒
ロッキング&バックプレート：熱可塑性ポリエステル樹脂 色調 黒
ブッシング：シリコンゴム 色調 赤茶
シールリング：シリコンゴム 色調 赤茶

3. 適用電線サイズ

INSULATION DIA 被覆径	WIRE EXAMPLE 適用例	INSERTABLE POSITION 装着可能ポジション
φ2.0～φ2.2	AVSS 1.25	1,9,10,17,18,25,26,34
φ1.6～φ1.9	AVSS 0.5～0.85	ALL POSITION 上記を含む全ポジション

4 下記に極性種類を示す。

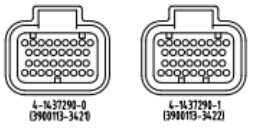

5 当底面部に製造日管理番号（ロット番号）を印字する。
6 嵌合相手型番：TABLE-1 参照

NOTES 1. GENERAL TOLERANCE: ±0.3

4 MATERIAL
SOCKET INSULATOR : THERMOPLASTIC POLYESTER, COLOR:BLACK
FINAL LOCK : THERMOPLASTIC POLYESTER, COLOR:WHITE
INITIAL LOCK : THERMOPLASTIC POLYESTER, COLOR:BLACK
LOCKING & BACKPLATE : THERMOPLASTIC POLYESTER, COLOR:BLACK
: SILICON RUBBER, COLOR:RED BROWN
SEALRING : SILICON RUBBER, COLOR:RED BROWN

3. APPLICABLE WIRE SIZE
4 TYPE OF POLARITY IS INDICATED AS FOLLOWS.
5 PRINTING MANUFACTURED DATE CONTROL No. (LOT No.)
6. PART NUMBER OF CAP ASSEMBLY TO BE MATED: SEE TABLE-1

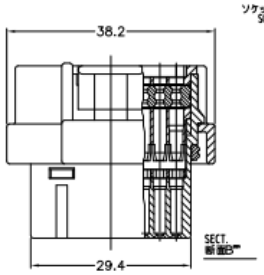

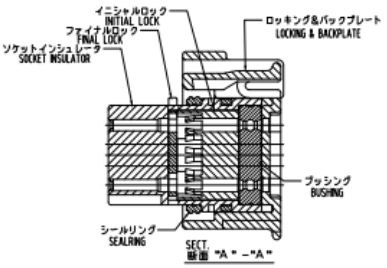

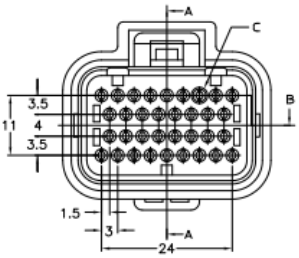

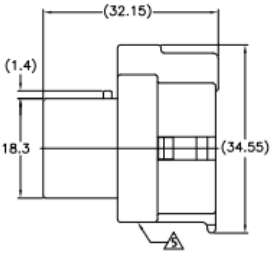

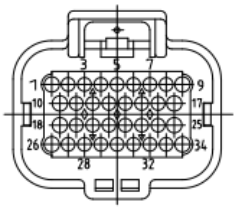

4-1437290-1	1473427-1 (60Pos.)
	2-1447232-4 (34Pos.)
	1437288-2 (34Pos.)
	2-1437285-6 (34Pos.)
	6473427-1 (60Pos.)
	2-6447232-4 (34Pos.)
	6437288-2 (34Pos.)
	2-6437285-6 (34Pos.)
4-1437290-0	1437288-3 (60Pos.)
	1437288-5 (60Pos.)
	2-1447232-3 (34Pos.)
	1437288-1 (34Pos.)
	2-1437285-5 (34Pos.)
	6437288-3 (60Pos.)
	6437288-5 (60Pos.)
	2-6447232-3 (34Pos.)
	6437288-1 (34Pos.)
	2-6437285-5 (34Pos.)
PART NUMBER	MATING CAP ASSEMBLY

TABLE-1

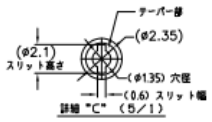

Part No. 型番	Old Part No. 旧型番	REMARK 備考
4-1437290-1	3900113-3422	4
4-1437290-0	3900113-3421	本図

THIS DRAWING IS A CONTROLLED DOCUMENT.

DWN	A.YAMAGUCHI 17JAN07
CHK	K.RETSUI 17JAN07
APVD	K.RETSUI 17JAN07
PRODUCT SPEC 製品規格	108-78140
APPLICATION SPEC 取付品番番号	114-78011, 114-78013
WEIGHT	–

DIMENSIONS: 単位：mm Unit
TOLERANCES UNLESS OTHERWISE SPECIFIED 一般公差
0 PLC ±
1 PLC ± –
2 PLC ± –
3 PLC ± –
4 PLC ± –
ANGLES ± –
MATERIAL 材料 4
FINISH 仕上 –

TE Connectivity

NAME 名称: SUPER SEAL CONNECTOR PLUG HOUSING 34Pos. ASS'Y (DOUBLE)

SIZE A2 | CAGE CODE 00779 | DRAWING NO 図番 C-2-1437285-3 | RESTRICTED TO –

CUSTOMER DRAWING | SCALE 尺度 2:1 | SHEET 3 of 4 | REV P

THIS DRAWING IS UNPUBLISHED. RELEASED FOR PUBLICATION -.-.-
© COPYRIGHT - By - ALL RIGHTS RESERVED.

LOC	DIST
J	—

REVISIONS 改定

P	LTR	DESCRIPTION	DATE	DWN	APVD
	–	SEE SHEET 1	–	–	–

注 1. 一般公差：±0.3

4 材質 ソケットインシュレータ：熱可塑性ポリエステル樹脂
ファイナルロック：熱可塑性ポリエステル樹脂 色調 白
イニシャルロック：熱可塑性ポリエステル樹脂 色調 黒
ロッキング&バックプレート：熱可塑性ポリエステル樹脂 色調 黒
ブッシング：シリコンゴム 色調 赤茶
シールリング：シリコンゴム 色調 赤茶

3. 適用電線サイズ APPLCABLE WIRE SIZE

INSULATION DIA 被覆径	WIRE EXAMPLE 適用例	INSERTABLE POSITION 装着可能ポジション
φ2.0～φ2.2	AVSS 1.25	1,7,8,13,14,19,20,26
φ1.6～φ1.9	AVSS 0.5～0.85	ALL POSITION 上記を含む全ポジション

4 下記に極性種類を示す。

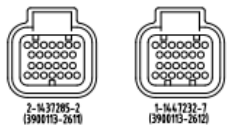

5 当底面部に製造日管理番号（ロット番号）を印字する。
6 嵌合相手型番：TABLE-1 参照

NOTES 1. GENERAL TOLERANCE: ±0.3

4 MATERIAL
SOCKET INSULATOR : THERMOPLASTIC POLYESTER, COLOR:BLACK
FINAL LOCK : THERMOPLASTIC POLYESTER, COLOR:WHITE
INITIAL LOCK : THERMOPLASTIC POLYESTER, COLOR:BLACK
LOCKING & BACKPLATE : THERMOPLASTIC POLYESTER, COLOR:BLACK
: SILICON RUBBER, COLOR:RED BROWN
SEALRING : SILICON RUBBER, COLOR:RED BROWN

3. APPLICABLE WIRE SIZE
4 TYPE OF POLARITY IS INDICATED AS FOLLOWS.
5 PRINTING MANUFACTURED DATE CONTROL No. (LOT No.)
6 PART NUMBER OF CAP ASSEMBLY TO BE MATED: SEE TABLE-1

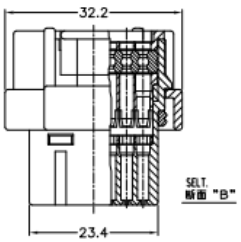

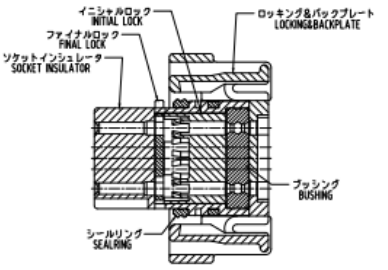

1-1447232-7	2-1437285-9 (26Pos.)
	2-6437285-9 (26Pos.)
2-1437285-2	2-1437285-8 (26Pos.)
	3-1437285-2 (60Pos.)
	2-6437285-8 (26Pos.)
	3-6437285-2 (60Pos.)
PART NUMBER	MATING CAP ASSEMBLY

TABLE-1

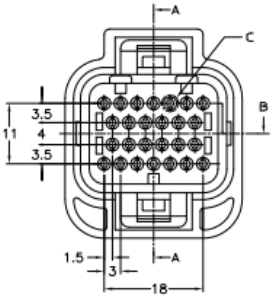

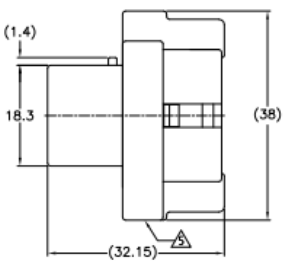

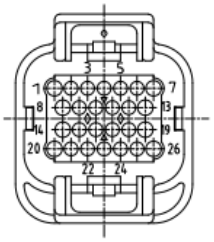

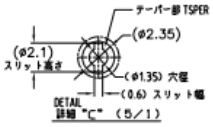

Part No. 型番	Old Part No. 旧型番	REMARK 備考
1-1447232-7	3900113-2612	4
2-1437285-2	3900113-2611	本図

THIS DRAWING IS A CONTROLLED DOCUMENT.

DWN	A.YAMAGUCHI 17JAN07
CHK	K.RETSUI 17JAN07
APVD	K.RETSUI 17JAN07
PRODUCT SPEC 製品規格	108-78140
APPLICATION SPEC 取付品番番号	114-78011, 114-78013
WEIGHT	–

DIMENSIONS: 単位：mm Unit
TOLERANCES UNLESS OTHERWISE SPECIFIED 一般公差
0 PLC ±
1 PLC ± –
2 PLC ± –
3 PLC ± –
4 PLC ± –
ANGLES ± –
MATERIAL 材料 4
FINISH 仕上 –

TE Connectivity

NAME 名称: SUPER SEAL CONNECTOR PLUG HOUSING 34Pos. ASS'Y (DOUBLE)

SIZE A2 | CAGE CODE 00779 | DRAWING NO 図番 C-2-1437285-3 | RESTRICTED TO –

CUSTOMER DRAWING | SCALE 尺度 2:1 | SHEET 2 of 4 | REV P

THIS DRAWING IS UNPUBLISHED. RELEASED FOR PUBLICATION
© COPYRIGHT - By - ALL RIGHTS RESERVED.

SIZE	SHEET
J	—

REVISIONS 改定

P	LTR	DESCRIPTION	DATE	DWN	APVD
	–	SEE SHEET 1	–	–	–

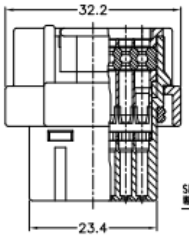

SECT. 断面 "B"

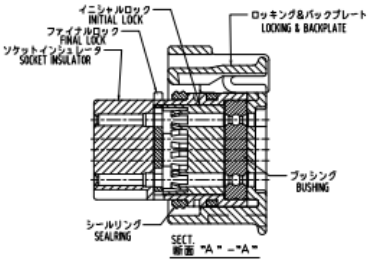

SECT. 断面 "A" –"A"

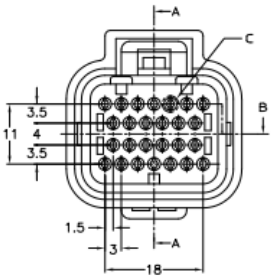

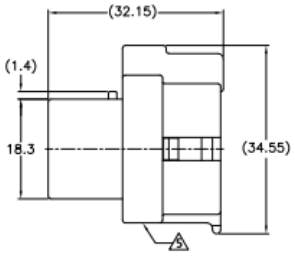

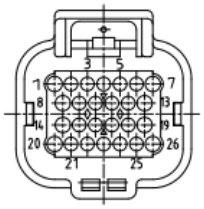

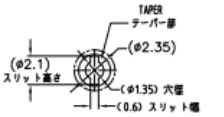

DETAIL 詳細 "C" (5/1)

注 1. 一般公差：±0.3

2 材質 ソケットインシュレータ：熱可塑性ポリエステル樹脂
ファイナルロック：熱可塑性ポリエステル樹脂 色調 白
イニシャルロック：熱可塑性ポリエステル樹脂 色調 黒
ロッキング&バックプレート：熱可塑性ポリエステル樹脂 色調 黒
ブッシング：シリコンゴム 色調 赤茶
シールリング：シリコンゴム 色調 赤茶

3. 適用電線サイズ APPLCABLE WIRE SIZE

INSULATION DIA 被覆径	WIRE EXAMPLE 適用例	INSERTABLE POSITION 装着可能ポジション
φ2.0～φ2.2	AVSS 1.25	1,7,8,13,14,19,20,26
φ1.6～φ1.9	AVSS 0.5～0.85	ALL POSITION 上記を含む全ポジション

4 下記に極性種類を示す。

3-1437290-7 (3900113-2621) 3-1437290-8 (3900113-2622)

5 当底面部に製造日管理番号（ロット番号）を印字する。

6 嵌合相手型番：TABLE-1 参照

NOTES 1. GENERAL TOLERANCE: ±0.3

1 MATERIAL
SOCKET INSULATOR : THERMOPLASTIC POLYESTER, COLOR:BLACK
FINAL LOCK : THERMOPLASTIC POLYESTER, COLOR:WHITE
INITIAL LOCK : THERMOPLASTIC POLYESTER, COLOR:BLACK
LOCKING & BACKPLATE : THERMOPLASTIC POLYESTER, COLOR:BLACK
: SILICON RUBBER, COLOR:RED BROWN
SEALRING : SILICON RUBBER, COLOR:RED BROWN

3. APPLICABLE WIRE SIZE

4 TYPE OF POLARITY IS INDICATED AS FOLLOWS.

5 PRINTING MANUFACTURED DATE CONTROL No. (LOT No.)

6. PART NUMBER OF CAP ASSEMBLY TO BE MATED: SEE TABLE-1

3-1437290-7	1437288-6 (26Pos.)
	9-1437287-8 (26Pos.)
	5-1447223-0 (26Pos.)
	1437288-3 (60Pos.)
	1437288-5 (60Pos.)
	6437288-6 (26Pos.)
	9-6437287-8 (26Pos.)
	5-6447223-0 (26Pos.)
	6437288-3 (60Pos.)
	6437288-5 (60Pos.)
3-1437290-8	1473418-1 (26Pos.)
	9-1437287-9 (26Pos.)
	1437288-4 (26Pos.)
	6473418-1 (26Pos.)
	9-6437287-9 (26Pos.)
	6437288-4 (26Pos.)
PART NUMBER	MATING CAP ASSEMBLY

TABLE-1

PART No. 型番	REF PART No. 旧 型 番	REMARK 備 考
1473416-2	-	SEE DWG 1473416
1473416-1	-	SEE DWG 1473416
3-1437290-8	3900113-2622	4
3-1437290-7	3900113-2621	本 図

THIS DRAWING IS A CONTROLLED DOCUMENT.

DIMENSIONS: 単位：MM (mm)

TOLERANCES UNLESS OTHERWISE SPECIFIED 一般公差
0 PLC ±–
1 PLC ±–
2 PLC ±–
3 PLC ±–
4 PNC ±–
ANGLES ±–

MATERIAL 材料 4 FINISH 仕上 –

DWN A.YAMAGUCHI 17JAN01
CHK K.RETSUI 17JAN01
APVD K.RETSUI 17JAN01
PRODUCT SPEC 製品仕様 108-78140
APPLICATION SPEC 取付基板規格 114-78011, 114-78013
WEIGHT –

CUSTOMER DRAWING

TE Connectivity

SUPER SEAL CONNECTOR
PLUG HOUSING 34Pos. ASS'Y (DOUBLE)

SIZE	CAGE CODE	DRAWING NO 図番	RESTRICTED TO
A2	00779	C-2-1437285-3	—

SCALE 尺度 2:1 SHEET 4 of 4 REV P