SCHEDA TECNICA



mes connettori
componenti per il cablaggio

M 770520-1

THIS DRAWING IS UNPUBLISHED. RELEASED FOR PUBLICATION 2012
© COPYRIGHT 2012 BY TE CONNECTIVITY ALL RIGHTS RESERVED.

REVISIONS

P	LTR	DESCRIPTION	DATE	DRN	APVD
	D8	ECO-18-013654	28AUG2010	DS	DS
	E	ECO-18-014102	05SEP2010	DS	DS
	E1	ECO-18-019700	17DEC2010	DS	DS

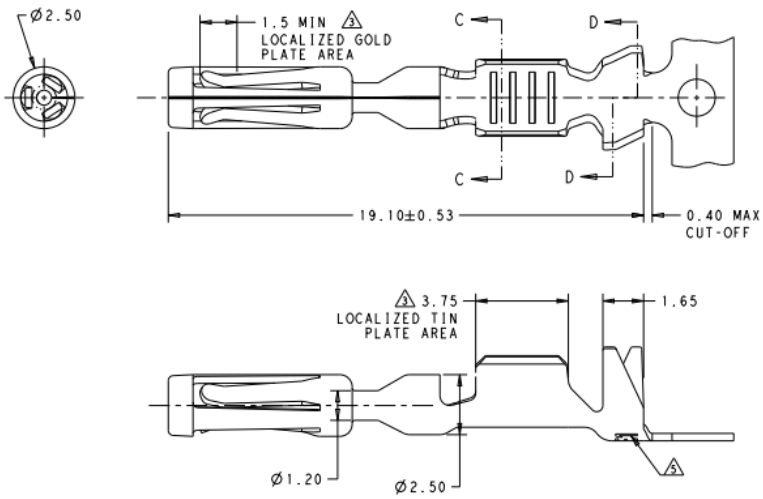

1. THE WIRE SIZES QUALIFIED FOR THIS TERMINAL ARE LISTED BELOW SHOWING THE AWG SIZE AND THE METRIC EQUIVALENT
   20AWG - 0.5mm^2
   18AWG - 0.8mm^2
   16AWG - 1.0mm^2
   THE TERMINAL HAS ALSO BEEN QUALIFIED TO THE SPECIFIC METRIC WIRE SIZES LISTED BELOW
   1.0mm^{2}FLRY
   1.5mm^{2}FLRY
2. INSULATION RANGE: 1.70-2.70.
3. .00075 MIN GOLD IN THE LOCALIZED GOLD PLATE AREA, .0025 MIN MATTE TIN IN THE LOCALIZED TIN PLATE AREA OVER .00125 MIN NICKEL OVER ENTIRE CONTACT.
4. USED WITH AMPSEAL PLUG ASSEMBLY: 776286, 776273, 770680, 776164
5. DIE IDENTIFIER, TE1 AND TE2, LOCATED IN THIS AREA.

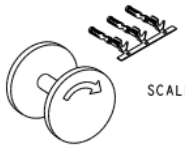

SCALE 1:1

FIGURE 1
FINAL PAYOUT DIRECTION

PART NUMBER	MATERIAL	FINISH		
770854-3	GOLD 3	0.30 COPPER ALLOY	770520-3
770854-1	PRE-TIN	0.30 COPPER ALLOY	770520-1
LOOSE PIECE	FINISH	MATERIAL	PART NUMBER

THIS DRAWING IS A CONTROLLED DOCUMENT.

DRN R. VESTAL 19JUN2012
CHK D. STRAUSSER 19JUN2012
APVD D. STRAUSSER 19JUN2012

TE Connectivity

DIMENSIONS: mm
TOLERANCES UNLESS OTHERWISE SPECIFIED:
0 PLC ±:
1 PLC ±:
2 PLC ±0.15
3 PLC ±:
4 PLC ±:
ANGLES ±:

PRODUCT SPEC 108-1329
APPLICATION SPEC 114-16016
WEIGHT -

NAME CONTACT, AMPSEAL
-
-

SIZE A2 CAGE CODE 00779 DRAWING NO C-770520 RESTRICTED TO

MATERIAL SEE TABLE
FINISH SEE TABLE

CUSTOMER DRAWING SCALE 10-1 SHEET 1 OF 1 REV F1