

M 794954-4

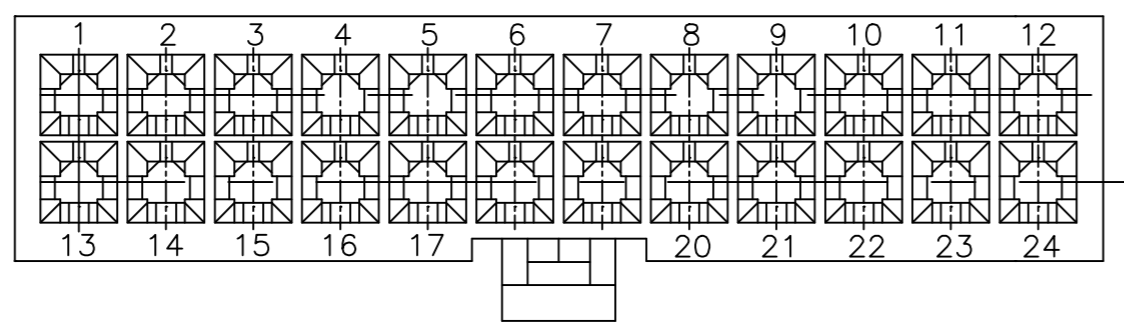


Proseguire nella pagina successiva per visualizzare la scheda tecnica dei componenti

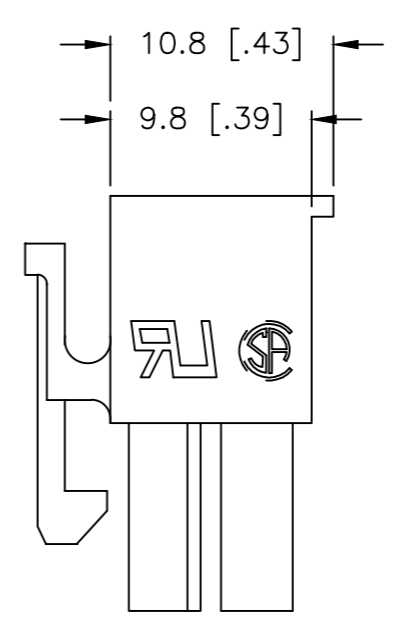
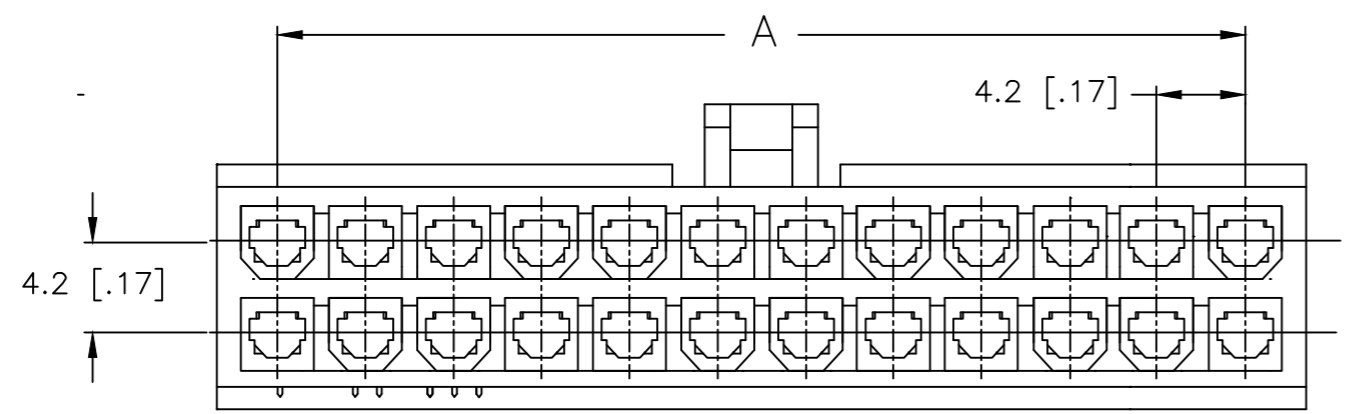
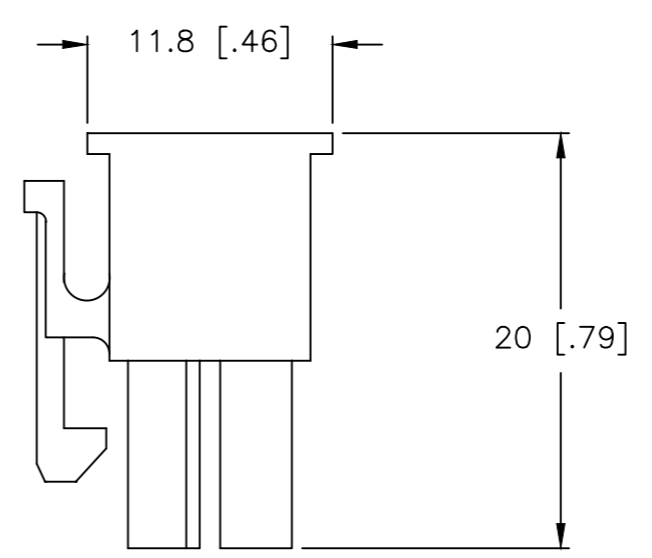
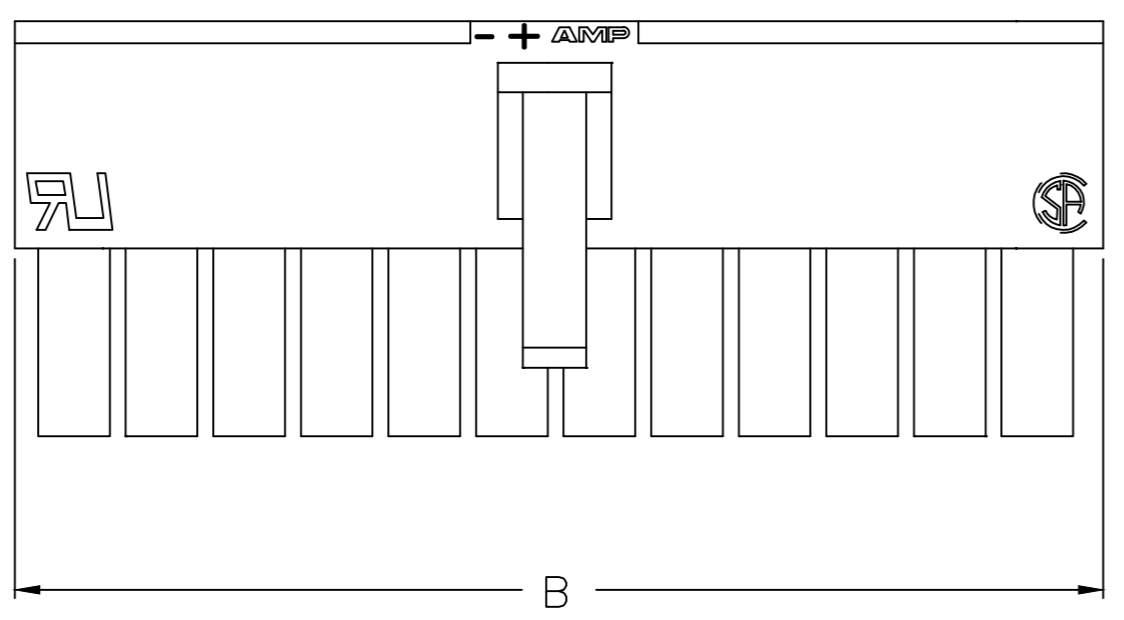
Revisione	Prodotto
REV.00 17/04/2026	AfterMarket

THIS DRAWING IS UNPUBLISHED. RELEASED FOR PUBLICATION
 © COPYRIGHT - By - ALL RIGHTS RESERVED.

REVISIONS				
P	LTR	DESCRIPTION	DATE	APVD
D1		REVISED PER ECR-17-003169	06MAR2017	JJ DZ



1 MATERIAL: NYLON, UL94V-2, NATURAL.



5.4	-	2	794954-2
9.6	4.2	4	794954-4
13.8	8.4	6	794954-6
18.0	12.6	8	794954-8
22.2	16.8	10	1-794954-0
26.4	21.0	12	1-794954-2
30.6	25.2	14	1-794954-4
34.8	29.4	16	1-794954-6
39.0	33.6	18	1-794954-8
43.2	37.8	20	2-794954-0
47.4	42.0	22	2-794954-2
51.6	46.2	24	2-794954-4
DIM B	DIM A	POS.	PART NUMBER

ONLY FOR 794954-2

THIS DRAWING IS A CONTROLLED DOCUMENT.

DWN S. HAMM 08-OCT-2001	 TE Connectivity RECEPTACLE HOUSING, VAL-U-LOK(TM)
CHK D. COLEY 08-OCT-2001	
APVD D. COLEY 08-OCT-2001	
PRODUCT SPEC	
DIMENSIONS: mm [INCHES]	TOLERANCES UNLESS OTHERWISE SPECIFIED: 0 PLC ± 1 PLC ± 0.4[.02] 2 PLC ± 0.25[.010] 3 PLC ± 0.15[.0059] 4 PLC ± ANGLES ±
MATERIAL 	FINISH
WEIGHT 0.000000	SIZE A2
CUSTOMER DRAWING	CAGE CODE 00779
	DRAWING NO 794954
	RESTRICTED TO -
	SCALE 3:1
	SHEET 1 of 2
	REV D1

4

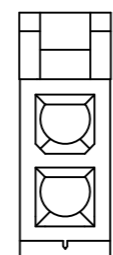
3

2

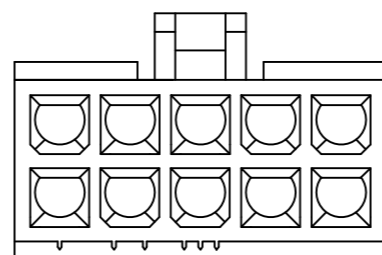
1

THIS DRAWING IS UNPUBLISHED. RELEASED FOR PUBLICATION
© COPYRIGHT - By - ALL RIGHTS RESERVED.

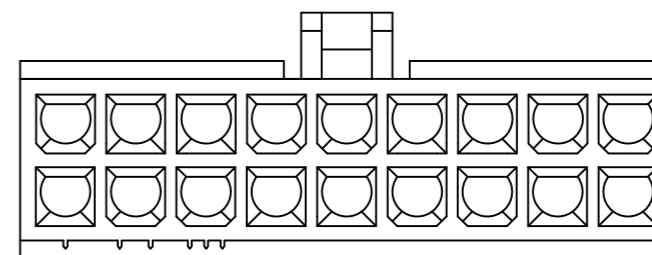
REVISIONS					
P	LTR	DESCRIPTION	DATE	DWN	APVD
-	-	SEE SHEET 1	-	-	-



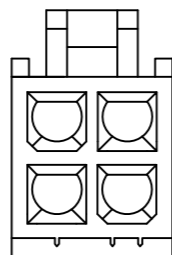
794954-2



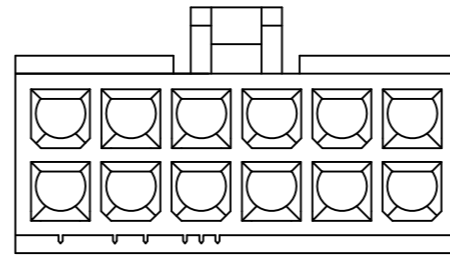
1-794954-0



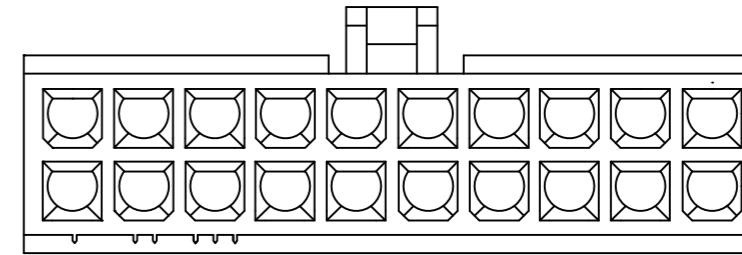
1-794954-8



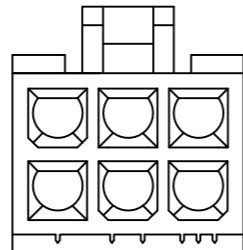
794954-4



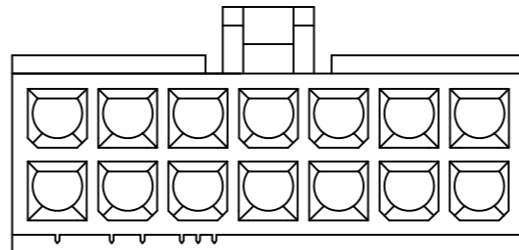
1-794954-2



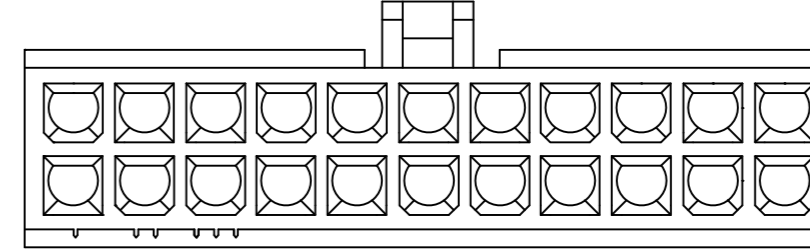
2-794954-0



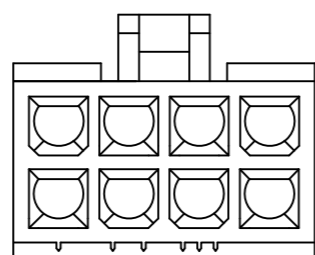
794954-6



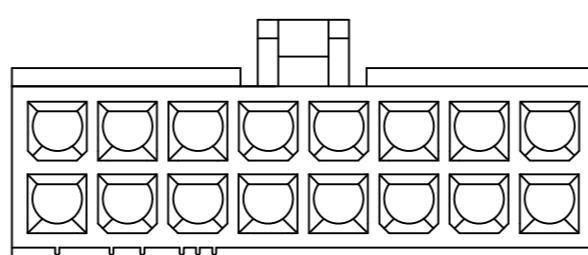
1-794954-4



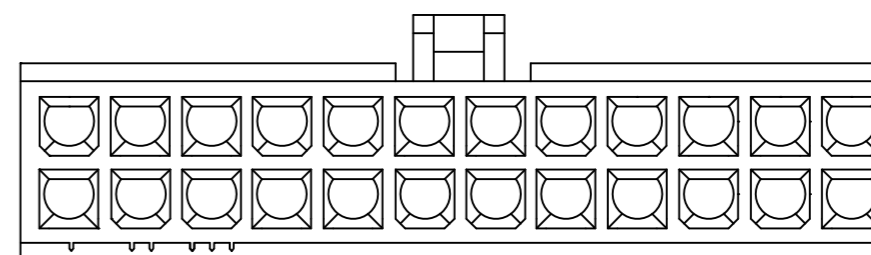
2-794954-2



794954-8



1-794954-6



2-794954-4

THIS DRAWING IS A CONTROLLED DOCUMENT.		DWN S. HAMM 08-OCT-2001	TE Connectivity	
DIMENSIONS: mm [INCHES]		CHK D. COLEY 08-OCT-2001		
TOLERANCES UNLESS OTHERWISE SPECIFIED:		APVD D. COLEY 08-OCT-2001	NAME RECEPTACLE HOUSING, VAL-U-LOK(TM)	
0 PLC ±		PRODUCT SPEC	APPLICATION SPEC	
1 PLC ± 0.4[.02]		SIZE CAGE CODE DRAWING NO RESTRICTED TO		
2 PLC ± 0.25[.010]		A2 00779 C=794954		
3 PLC ± 0.150[.0059]		WEIGHT 0.000000		
4 PLC ±		CUSTOMER DRAWING		
ANGLES ±		SCALE 3:1 SHEET 2 of 2 REV D1		
FINISH				

794954