SCHEDA TECNICA



mes connettori
componenti per il cablaggio

M 928939-1

REVISIONS				
REV	DESCRIPTION	DATE	BY	APP
A1	EXTRACTION TOOL NUMBER CORRECTED	05.03.04	Anton/Sauer	
A2	MAIN VIEW CORRECTED, SEE ECR-04-020117	01.09.04	Anton/Sauer	
A3	ECR-11-006412	09.06.06	Ali	Fr
A4	ECR-11-010710	14.06.11	Ali	Sh

1. CONTATCT AREA GOLD PLATED MIN. 0.8µm OVER MIN. 1.3µm Ni- LAYER
   REST TIN PLATED MIN. 2µm
   Kontaktzone vergoldet min. 0 0.8µm über min. 1.3µm Ni - Zwischenschicht
   Rest verzinnt min. 1µm

2. CONTACT AREA AND TOUCHING AREA TO CANTILEVER SPRING GOLD PLATED MIN. 0.8µm
   OVER MIN. 1.3µm Ni- LAYER. REST TIN PLATED MIN. 2µm
   Kontaktzone und Anlagefläche zur Überfeder vergoldet min. 0.8µm
   über min. 1.3µm Ni - Zwischenschicht, rest verzinnt min. 1µm

3. CANTILEVER SPRING INSIDE AND OUTSIDE 0.8µm Au
   Überfeder inner und außen 0.8µm Au

4. AFTER CUT-OFF FROM THE CARRIER STRIP
   Nach trennen vom Trägerstreifen

5. CURRENT LOADING MAX. 6A AT TU=25°C
   Strombelastung max. 6A bei Tu=25°C

6. BLADE THICKNESS 0.8± 0.03 DIN 46244
   Messerstarke 0.8± 0.03 DIN 46244

7. OBSOLETE

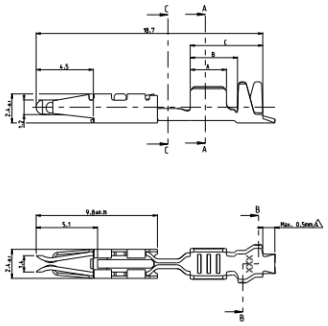

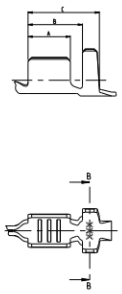

SECTION C-C
Schnitt C-C

TE ORDER-NO. STRIP FROM Bandware	REV	MATERIAL Werkstoff	SURFACE Oberflaeche	WIRE RANGE Drahtquerschnitt Bereich mm²2)	INSULATION Ø Isolationsdurchmesser mm	STRIP FORM WIRE CRIMP Drahtcrimp	STRIP FORM INSUL.-CRIMP Isol.- Crimp	WIRE CRIMP HEIGHT CH Drahtcrimp - Hoehe CH	APPLICATION TOOL Anschlag-WKZ	HAND TOOL Handzange	A	B	C
-	-	-						1.0mm²-1.47 1.25mm²-1.56 1.5mm²-1.65					
929954-4 ⚠1	B	CuFe2	⚠ PRE-TINNED min. 1µm	1.0-1.5 FLR	max. 2.3	E = 2.8 G = 3.0 D_W = 1.3	H = 3.7 K = 3.9 D = 2.1 FORM B	Double Crimp Doppelanschlag 0.35-0.75 0.35-1.0 0.50-0.50 0.50-0.75 0.50-1.0	878469-2	539635-1 with die set 539739-2	3.5	4.5	5.9
929954-2 ⚠1	B	CuSn4	⚠ PRE-TINNED min. 1µm										
929954-1	B												
-	-	-	---					0.5mm²-1.18 0.75mm²-1.27 1.0mm²-1.36					
929952-8 ⚠1	B	CuFe2	⚠⚠	0.5-1.0 FLR	max. 2.0	E = 2.6 G = 2.8 D_W = 1.2	H = 3.2 K = 3.4 D = 1.8 FORM A	Double Crimp Doppelanschlag 0.35-0.35 0.35-0.50 0.50-0.50	878468-2	539635-1 with die set 539739-2	3	3.9	4
929952-7 ⚠1	B	CuSn4	⚠⚠										
929952-4	B	CuFe2	⚠ PRE-TINNED min. 1µm										
929952-3	B												
929952-2	B	CuSn4	⚠ PRE-TINNED min. 1µm										
929952-1	B												
-	-	-	-					0.2mm²-0.98 0.25mm²-1.00 0.35mm²-1.05 0.5mm²-1.12					
929950-4 ⚠1	C	CuFe2	⚠ PRE-TINNED min. 1µm	0.2-0.5 FLR	max. 1.6	E = 2.1 G = 2.1 D_W = 0.8	H = 2.8 K = 2.8 D = 1.4 FORM A	Double Crimp Doppelanschlag 0.35-0.75	878467-2	539635-1 with die set 539739-2	2.5	3.75	5.9
929950-3	C												
929950-2	C	CuSn4	⚠ PRE-TINNED min. 1µm										
929950-1	C												
-	-	-	-					0.35mm²-1.09 0.50mm²-1.16 0.75mm²-1.27					
928939-4 ⚠1	G	CuFe2	⚠ PRE-TINNED min. 1µm	0.35-0.75 FLR	max 1.9	E = 2.3 G = 2.4 D_W = 1.0	H = 3.2 K = 3.1 D = 1.6 FORM A	Double Crimp Doppelanschlag 0.35-0.75	878376-2	539635-1 with die set 539739-2	2.9	3.75	5.9
928939-3	G												
928939-2 ⚠1	G	CuSn4	⚠ PRE-TINNED min. 1µm										
928939-1	G												

CRIMP DIMENSION (mm)
Crimp dimensionen (mm)

APPLICATION TOOL Anschlag-WKZ: EXTRACTION TOOL Ausdrückwerkzeug No. 5-1976007-5

HAND TOOL Handzange: A 0 – 1703333

THIS DRAWING IS NOT SUBJECT TO CONSTANT CHANGING SERVICE AND DOES NOT LAY CLAIM TO BE COMPLETE. FOR DEFINITE SPECIFICATION SEE RESPECTIVE TE CUSTOMER DRAWINGS. FURTHER VERSIONS ON INQUIRY.

Diese Zeichnung unterliegt nicht dem standigen anderungsdienst und erhebt keinen anspruch auf vollstandigkeit. verbindliche angaben sinder jeweiligen TE-kundenzeichnung zu entnehmen. weiter auskunfungen auf anfrage

TE Connectivity
Product Group Drawing for Micro Timer I Compact
Product-Gruppen-Zeichnung für : Micro Timer I Kompact